

LED Marine lighting

Underwater Led Light Liko




We reserve the right
to make changes to
our products.


Candeo L.

Made in Finland

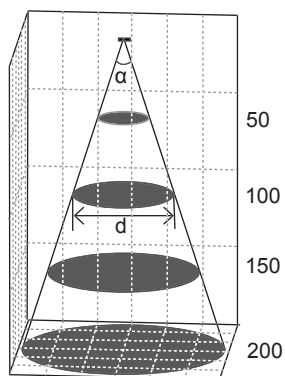
www.candeeffect.com



Liko



Frame	Anodised aluminum
Input voltage	24 VDC
Current consumption	0,31 A
Operating temperature	-40 °C - + 60 °C
Life time	100.000 h with a 30% decrease in luminous flux
Warranty	Light unit: 6 years
Weight	2 kg (1000 mm)



3000K (Warm White)	Beam angle 68 x 36 °	CRI > 80
Distance (cm)	Illuminance maximum (lx)	Beam width (d)
50 cm	900	65 x 33 cm
100 cm	225	129 x 65 cm
150 cm	170	203 x 100 cm
200 cm	- / -	- cm

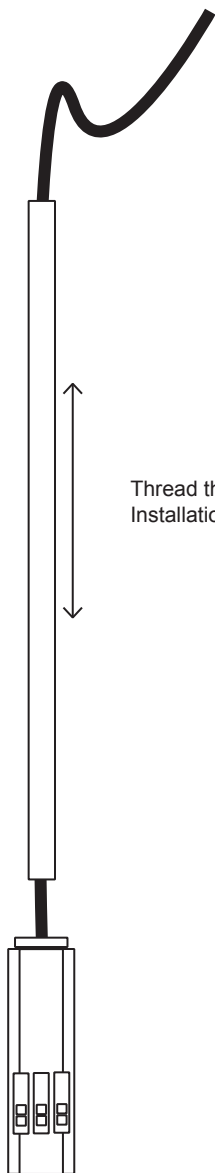
5000K (Cool White)	Beam angle 67 x 36 °	CRI > 80
Distance (cm)	Illuminance maximum (lx)	Beam width (d)
50 cm	1035	65 x 32 cm
100 cm	260	132 x 64 cm
150 cm	115	200 x 98 cm
200 cm	65	- cm

	Luminous flux of the light source
3000K	560 lm
5000K	1010 lm

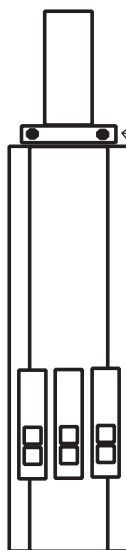
Underwater Led Light “Liko”

Parts:

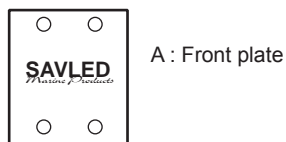
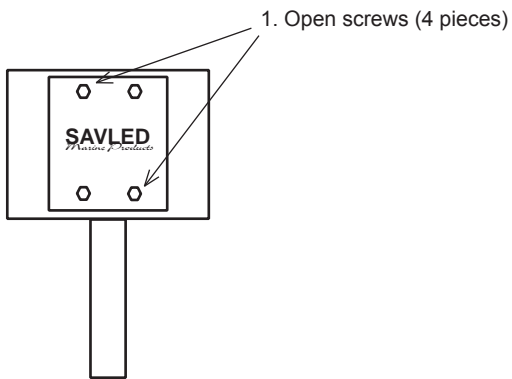
Product code	Model	Frame	Colour	W	K	Led
CEL310 256 104	Liko light module	clear plastic tube	Warm White	7,5	3000 K	6 x Rebel
CEL310 256 204	Liko light module	clear plastic tube	Neutral White	7,5	4000 K	6 x Rebel
CEL310 256 304	Liko light module	clear plastic tube	Cool White	7,5	5000 K	6 x Rebel
CEL710 256 L600	Installation tube	L=600 mm				
CEL710 256 L800	Installation tube	L=800 mm				
CEL710 256 L1000	Installation tube	L=1000 mm				
CEL710 256 L1500	Installation tube	L=1500 mm				
CEL510 256 White	Installation part	White, plastic/steel				



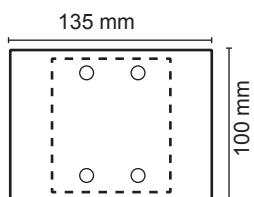
Thread the cable through the
Installation tube.



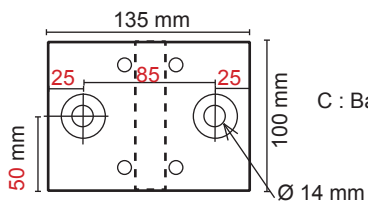
Screw in 4 stop screws.
Use Allen key number 2,5



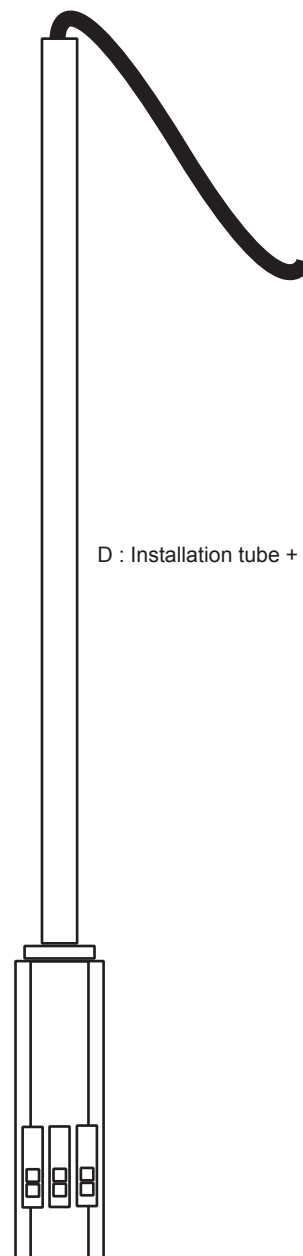
A : Front plate



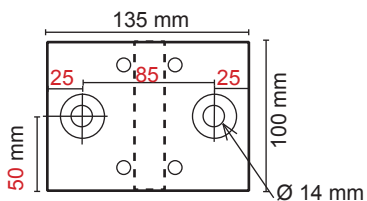
B : Middle part



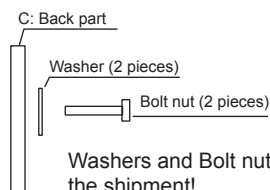
C : Back part

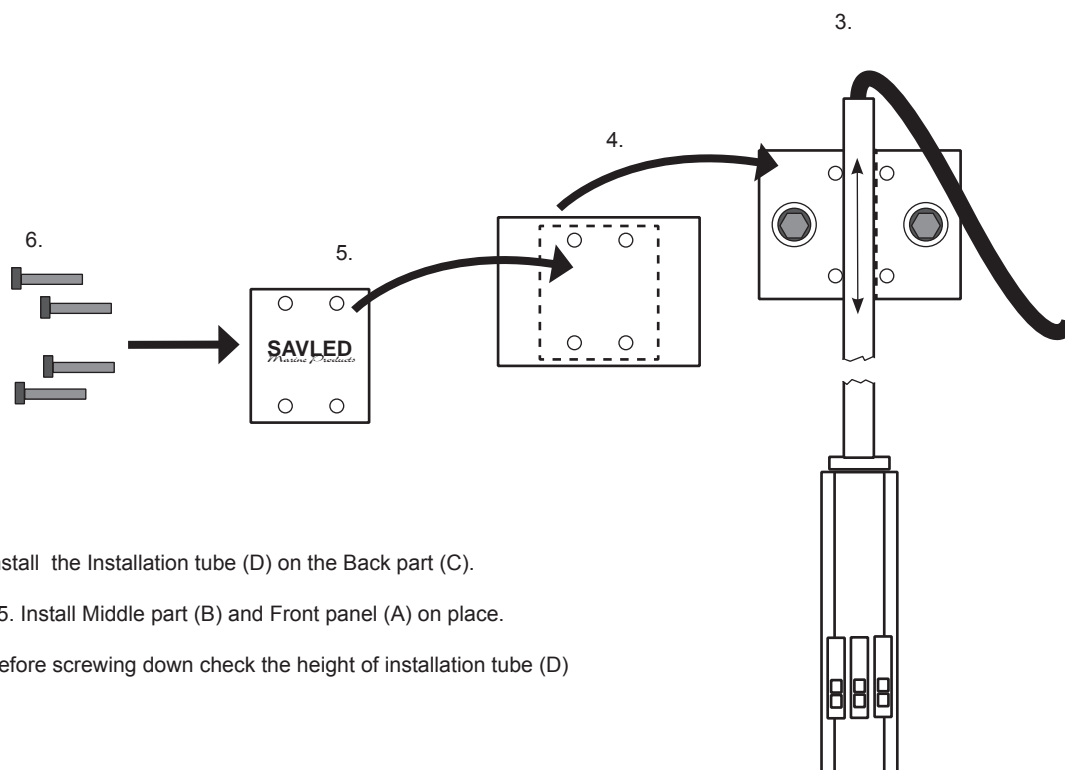


D : Installation tube + light module



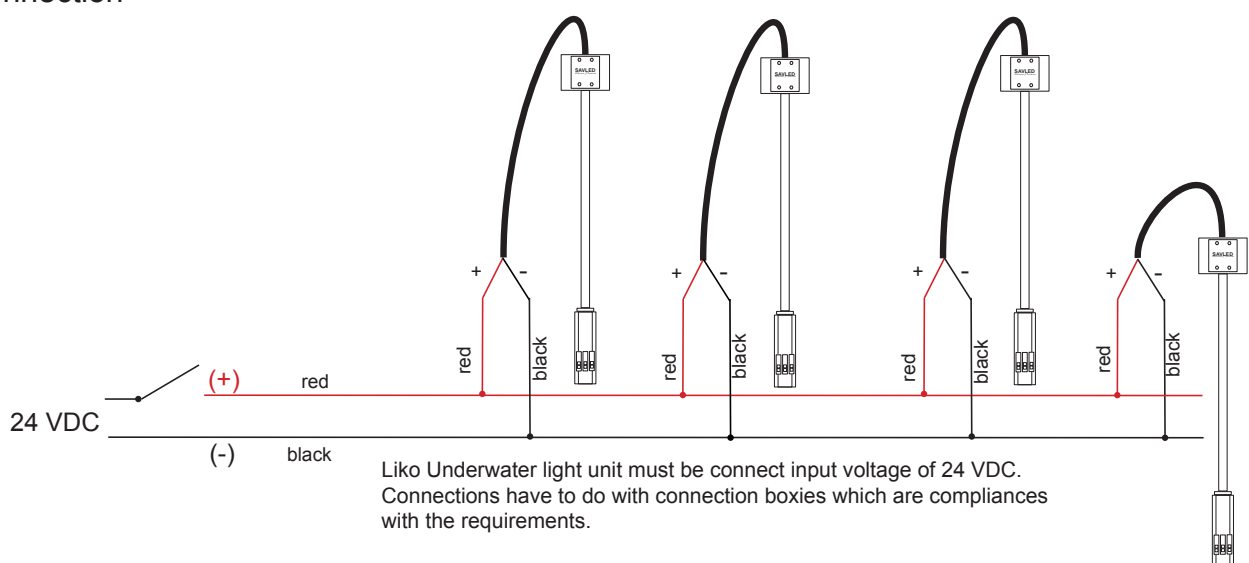
2. Install Back part (C) on the place.
For example 2 pieces bolt nut and 2
pieces washer. Hole is 14 mm

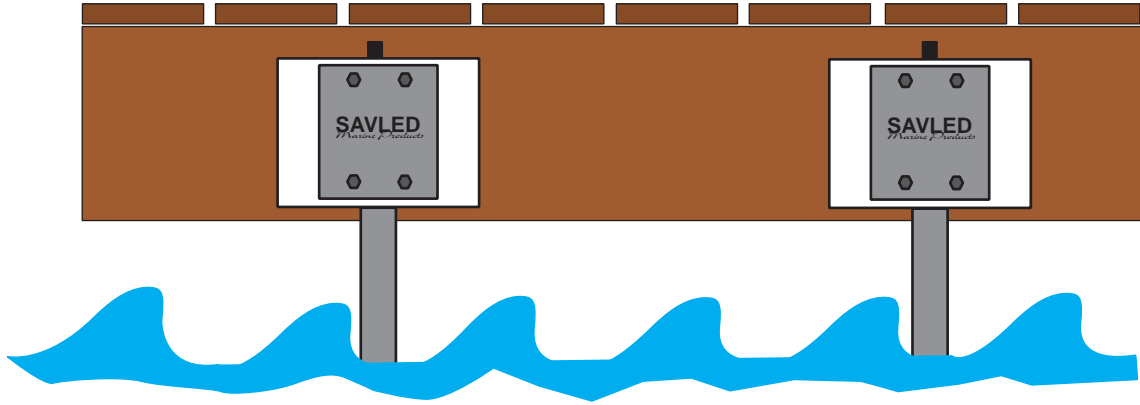




3. Install the Installation tube (D) on the Back part (C).
4. - 5. Install Middle part (B) and Front panel (A) on place.
6. Before screwing down check the height of installation tube (D)

Liko Underwater led light: Connection





We reserve the right to make changes to our products.

Candeo L.

Made in Finland
www.candeeffect.com

Manufacturer:
Savled /Diranet Oy
Laitaatsillantie 3
57170 SAVONLINNA
FINLAND
Tel. +358 15 555 0031

Made in Finland

www.candeeffect.com

Candee E.

We reserve the right
to make changes to
our products.